

July 21, 2014

Dept. of Corporate Services,
Bombay Stock Exchange Limited,
P. J. Towers,
Dalal Street,
Mumbai 400 001

Scrip Code: 504341

Sub: Submission of Shareholding Pattern Pursuant to Clause 35 of the Listing Agreement for the quarter ended June 30, 2014:

Dear Sir,

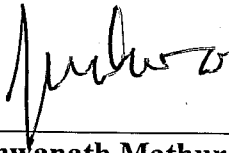

With reference to the captioned subject, we are enclosing herewith Shareholding Pattern Pursuant to Clause 35 of the Listing Agreement for the quarter ended June 30, 2014.

Kindly acknowledge receipt and take the document on records.

Thanking you.

Yours faithfully,

For Ravindra Energy Limited,

Vishwanath Mathur
Director

Encl: A/a

(1)(a) STATEMENT SHOWING SHAREHOLDING PATTERN IN CLAUSE-35

NAME OF THE COMPANY:		RAVINDRA ENERGY LIMITED		
SCRIP CODE:	504341		NAME OF THE SCRIP:	RAVINDT
CLASS OF SECURITY:	EQUITY			
QUARTER ENDED:	30/06/2014			
Partly paid-up shares	No. of partly paid-up shares		As a % of total no. of partly paid-up shares	As a % of total no. of shares of the Company.
Held by promoter/promoter group		9,530,000	100.00	
Held by Public		9,530,000	100.00	7.80
Total:				7.80
Outstanding convertible securities:	No. of outstanding securities		As a % of total no. of outstanding convertible securities.	As a % of total no. of shares of the Company assuming full conversion of the convertible securities
Held by promoter/promoter group		0	0	0
Held by Public		0	0	0
Total:		0	0	0
Warrants:	No. of warrants		As a % of total no. of warrants	As a % of total no. of shares of the Company, assuming full conversion of warrants
Held by promoter/promoter group		0	0	0
Held by Public		0	0	0
Total:		0	0	0
Total paid-up capital of the Company, assuming full conversion of warrants and convertible securities	Total paid-up Capital = Rs. 1,135,531,500/- (112,600,150 Equity Shares of Rs. 10/- each fully paid-up and 9530000 Equity Shares of Rs. 10/- each, Re. 1/- partly paid up)			

NOTE: Ravindra Energy Limited has allotted 121476000 equity shares of Rs. 10/- each to the shareholders of Shree Renuka Energy Limited, pursuant to the Scheme of Amalgamation. The Company is in the process of making application to the Stock Exchange for listing of the said equity shares.



CATEGORY CODE	CATEGORY OF SHAREHOLDER	NO OF SHAREHOLDERS	TOTAL NUMBER OF SHARES	NO OF SHARES HELD IN DEMATERIALIZED FORM	TOTAL SHAREHOLDING AS A % OF TOTAL NO OF SHARES		SHARES PLEDGE OR OTHERWISE ENCUMBERED
					AS a PERCENTAGE of (A+B)	AS a PERCENTAGE of (A+B+C)	
(i)	(ii)	(iii)	(iv)	(v)	(vi)	(vii)	(viii) / (ix)=(viii) / (iv)*100
(A)	PROMOTER AND PROMOTER GROUP						
(1)	INDIAN						
(a)	Individual / HUF	4	9,092,200	483,110	7.44	7.44	-
(b)	Central Government/State Government(s)	0	-	-	-	-	-
(c)	Bodies Corporate	2	82,487,110	-	67.54	67.54	-
(d)	Financial Institutions / Banks	0	-	-	-	-	-
(e)	Others	0	-	-	-	-	-
	Sub-Total A(1) :	6	91,579,310	483,110	74.99	74.99	-
(2)	FOREIGN						
(a)	Individuals (NRIs/Foreign Individuals)	0	-	-	-	-	-
(b)	Bodies Corporate	0	-	-	-	-	-
(c)	Institutions	0	-	-	-	-	-
(d)	Qualified Foreign Investor	0	-	-	-	-	-
(e)	Others	0	-	-	-	-	-
	Sub-Total A(2) :	0	-	-	-	-	-
	Total A=A(1)+A(2)	6	91,579,310	483,110	74.99	74.99	-
(B)	PUBLIC SHAREHOLDING						
(1)	INSTITUTIONS						
(a)	Mutual Funds /UTI	0	-	-	-	-	-
(b)	Financial Institutions /Banks	0	-	-	-	-	-
(c)	Central Government / State Government(s)	0	-	-	-	-	-
(d)	Venture Capital Funds	0	-	-	-	-	-
(e)	Insurance Companies	0	-	-	-	-	-
(f)	Foreign Institutional Investors	0	-	-	-	-	-
(g)	Foreign Venture Capital Investors	0	-	-	-	-	-
(h)	Qualified Foreign Investor	0	-	-	-	-	-
(i)	Others	0	-	-	-	-	-
	Sub-Total B(1) :	0	-	-	-	-	-




CATEGORY CODE	CATEGORY OF SHAREHOLDER	NO OF SHAREHOLDERS	TOTAL NUMBER OF SHARES	NO OF SHARES HELD IN DEMATERIALIZED FORM	TOTAL SHAREHOLDING AS A % OF TOTAL NO OF SHARES		SHARES PLEDGE OR OTHERWISE ENCUMBERED
					AS a PERCENTAGE of (A+B)	AS a PERCENTAGE of (A+B+C)	
(i)	(ii)	(iii)	(iv)	(v)	(vi)	(vii)	(viii) / (ix)-(viii) / (iv)-100
(2)	NON-INSTITUTIONS						
(a)	Bodies Corporate	1	250	-	0.00	0.00	-
(b)	Individuals:						
	(i) Individuals holding nominal share capital upto Rs.1 lakh	69999	17,800,290	800	14.57	14.57	-
	(ii) Individuals holding nominal share capital in excess of Rs.1 lakh	17	374,500	-	0.31	0.31	-
(c)	Others						
	COMPANY SECRETARY	1	3,400	-	0.00	0.00	-
	DIRECTORS	6	58,000	-	0.05	0.05	-
	TRUSTS	3	12,314,400	-	10.08	10.08	-
(d)	Qualified Foreign Investor	0	-	-	-	-	-
	Sub-Total B(2) :	70027	30,550,840	800	25.01	25.01	-
	Total B=B(1)+B(2) :	70027	30,550,840	800	25.01	25.01	-
	Total (A+B) :	70033	122,130,150	483,910	100.00	100.00	-
(C)	Shares held by custodians, against which Depository Receipts have been issued						
(1)	Promoter and Promoter Group	0	-	-	-	-	-
(2)	Public	0	-	-	-	-	-
	GRAND TOTAL (A+B+C) :	70033	122,130,150	483,910	100.00	100.00	-



(Handwritten signature)

(b) Statement showing holding of securities (including shares, warrants, convertible securities) of persons belonging to the category "Promoter and Promoter Group"

Sr.No	Name of the Shareholder	Details of Shares held			Encumbered shares (*)			Details of Warrants			Details of convertible securities		Total Shares (including underlying shares assuming full conversion of warrants and convertible securities) as a % of diluted share capital
		No. of Shares held	As a % of grand total (A)+(B)+(C)	Pledge Shares	AS a percentage	AS a % of grand total (A) + (B) + (C) of sub-clause (i)(a)	Number of warrants held	As a % total number of warrants of the same class	Number of convertible securities held	As a % total number of convertible securities of the same class			
(i)	(ii)	(iii)	(iv)	(v)	(vi)=(v)/(iii)*100	(vii)	(viii)	(ix)	(x)	(xi)	(xii)		
1	KHANDEPAR INVESTMENTS PRIVATE LIMITED	50,404,000	41.27	-	-	-	-	-	-	-	-	41.27	
2	MURKUMBI INVESTMENTS PRIVATE LIMITED	32,083,110	26.27	-	-	-	-	-	-	-	-	26.27	
3	NARENDRA MADHUSUDAN MURKUMBI	8,591,200	7.03	-	-	-	-	-	-	-	-	7.03	
4	SHAILESH NANDKISHOR ROJEKAR	250,000	0.20	-	-	-	-	-	-	-	-	0.20	
5	SUPRIYA SHAILESH ROJEKAR	250,000	0.20	-	-	-	-	-	-	-	-	0.20	
6	VIDYA MURKUMBI	1,000	0.00	-	-	-	-	-	-	-	-	0.00	
TOTAL :		91,579,310	74.99	-	-	-	-	-	-	-	-	74.99	



Statement showing holding of securities (including shares, warrants, convertible securities) of persons belonging to the category "Public" and holding more than 1% of the total number of shares									
Sr.No.	Name of the shareholder	Number of shares held	Shares as a percentage of total number of shares (i.e., Grant total (A)+(B)+(C) indicated in Statement at para (f)(e) above)	Details of warrants		Details of convertible securities		Total shares (including underlying shares assuming full conversion of warrants and convertible securities) as a % of diluted share capital)	
				Number of warrants held	As a % total number of warrants of the same class	Number of convertible securities held	% w.r.t total number of convertible securities of the same class		
1	SHREE RENUKA ENERGY EMPLOYEES WELFARE TRUST	10,386,600	8.50	-	-	-	-	-	8.50
2	SHREE RENUKA SUGARS EMPLOYEES WELFARE TRUST	1,927,800	1.58	-	-	-	-	-	1.58
TOTAL :		12,314,400	10.08	-	-	-	-	-	10.08

Statement showing holding of securities (including shares, warrants, convertible securities) of persons (together with PAC) belonging to the category "Public" and holding more than 5% of the total number of shares of the company									
Sr.No.	Name(s) of the shareholder(s) and the Persons Acting in Concert (PAC) with them	Number of shares held	Shares as a percentage of total number of shares (i.e., Grant total (A)+(B)+(C) indicated in Statement at para (f)(a) above)	Details of warrants		Details of convertible securities		Total shares (including underlying shares assuming full conversion of warrants and convertible securities) as a % of diluted share capital)	
				Number of warrants held	As a % total number of warrants of the same class	Number of convertible securities held	% w.r.t total number of convertible securities of the same class		
1	SHREE RENUKA ENERGY EMPLOYEES WELFARE TRUST	10,386,600	8.50	-	-	-	-	-	8.50
TOTAL :		10,386,600	8.50	-	-	-	-	-	8.50



(Handwritten signature)

(I)(d) STATEMENT SHOWING DETAILS OF LOCKED-IN SHARES"			
Sr.No.	Name of the shareholder	Number of locked-in shares	Locked-in shares as a (%) percentage of total number of shares (i.e., Grand Total (A)+(B)+(C) Indicated in Statement at para (I)(a) above)
			Promoter/Promoter Group/Public
TOTAL :			-

(I)(e) STATEMENT SHOWING DETAILS OF DEPOSITORY RECEIPTS (DRS)			
Sr.No.	Type of outstanding DR (ADRs, GDRs, SDRs, etc.)	Number of outstanding DRs	Number of shares underlying outstanding DRs
			Shares underlying outstanding DRs as a percentage of total number of shares (i.e., Grand Total (A)+(B)+(C) indicated in Statement at Para(I)(a) above)
TOTAL :			-

(II)(b) Statement showing Holding of Depository Receipts (DRs), where underlying shares held by "Promoter/Promoter group" are in excess of 1% of the total number shares.			
Sr.No.	Name of the DR Holder	Type of outstanding DR (ADRs, GDRs, SDRs, etc.)	Number of shares underlying outstanding DRs
			Shares underlying outstanding DRs as a percentage of total number of shares (i.e., Grand Total (A)+(B)+(C) indicated in Statement at para(I)(a) above)
TOTAL :			-

(III)(a) Statement showing the voting pattern of shareholders, if more than one class of shares/securities is issued by the issuer.	
	Not applicable, since the company has issued only one class of shares/securities.



[Handwritten signature]