

Regd. Off.: BC 105, Havelock Road, Camp.
Belgaum-590 001, Karnataka.
Tel. No. :+91-831-240 4000, Fax No.: +91-831-246 9891,
CIN: L40104KA1980PLC075720 | Website : www.ravindraenergy.com

RAVINDRA ENERGY LIMITED
(Formerly Ravindra Trading & Agencies Limited)

January 21, 2015

Dept. of Corporate Services,
Bombay Stock Exchange Limited,
P. J. Towers,
Dalal Street,
Mumbai 400 001

Scrip Code: 504341

**Sub: Submission of Shareholding Pattern Pursuant to Clause 35 of the Listing Agreement
for the quarter ended December 31, 2014:**

Dear Sir,

With reference to the captioned subject, we are enclosing herewith Shareholding Pattern Pursuant to Clause 35 of the Listing Agreement for the quarter ended December 31, 2014.

Kindly acknowledge receipt and take the document on records.

Thanking you.

Yours faithfully,

For Ravindra Energy Limited,




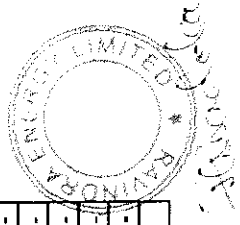
Ramnath Sadekar
Company Secretary
FLS-5331



Encl: A/a

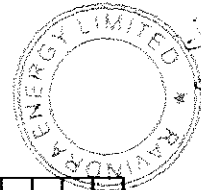
(1)(a) STATEMENT SHOWING SHAREHOLDING PATTERN IN CLAUSE-35			
NAME OF THE COMPANY: RAVINDRA ENERGY LIMITED		NAME OF THE SCRIP: RAVINDT	
SCRIP CODE:	504341		
CLASS OF SECURITY:	EQUITY		
QUARTER ENDED:	31/12/2014		
Partly paid-up shares	No. of partly paid-up shares	As a % of total no. of partly paid-up shares	As a % of total no. of shares of the Company.
Held by promoter/promoter group	-	-	-
Held by Public	9,530,000	100.00	7.80
Total:	9,530,000	100.00	7.80
Outstanding convertible securities:	No. of outstanding securities	As a % of total no. of outstanding convertible securities.	As a % of total no. of shares of the Company assuming full conversion of the convertible securities
Held by promoter/promoter group	-	-	-
Held by Public	-	-	-
Total:	-	-	-
Warrants:	No. of warrants	As a % of total no. of warrants	As a % of total no. of shares of the Company, assuming full conversion of warrants
Held by promoter/promoter group	-	-	-
Held by Public	-	-	-
Total:	-	-	-
Total paid-up capital of the Company, assuming full conversion of warrants and convertible securities	Total Paid up Capital of the Company Rs. 1,135,531,500 (112600150 Equity shares of Rs. 10/- each fully paid up and 9530000 equity shares of Rs. 10/- each, partly paid to the extent of Re. 1/- each.		






CATEG ORY CODE	CATEGORY OF SHAREHOLDER	NO OF SHAREHOLDERS	TOTAL NUMBER OF SHARES	NO OF SHARES HELD IN DEMATERIALIZED FORM	TOTAL SHAREHOLDING AS A % OF TOTAL NO OF SHARES		SHARES PLEDGE OR OTHERWISE ENCUMBERED	
					AS a PERCENTAGE of (A+B)	As a PERCENTAGE of (A+B+C)	NUMBER OF SHARES	AS a PERCENTAGE (IX)=(VIII)/(IV) *100
(I)	(II)	(III)	(IV)	(V)	(VI)	(VII)	(VIII)	(IX)
(A)	SHAREHODING OF PROMOTER AND PROMOTER GROUP							
(1)	INDIAN							
(a)	Individual /HUF	4	9,092,200	9,092,200	7.44	7.44	-	-
(b)	Central Government/State Government(s)	0	-	-	-	-	-	-
(c)	Bodies Corporate	2	82,487,110	82,487,110	67.54	67.54	-	-
(d)	Financial Institutions / Banks	0	-	-	-	-	-	-
(e)	Others	0	-	-	-	-	-	-
	Sub-Total A(1) :	6	91,579,310	91,579,310	74.99	74.99	-	-
(2)	FOREIGN							
(a)	Individuals (NRIs/Foreign Individuals)	0	-	-	-	-	-	-
(b)	Bodies Corporate	0	-	-	-	-	-	-
(c)	Institutions	0	-	-	-	-	-	-
(d)	Qualified Foreign Investor	0	-	-	-	-	-	-
(e)	Others	0	-	-	-	-	-	-
	Sub-Total A(2) :	0	-	-	-	-	-	-
	Total A=A(1)+A(2)	6	91,579,310	91,579,310	74.99	74.99	-	-
(B)	PUBLIC SHAREHOLDING							
(1)	INSTITUTIONS							
(a)	Mutual Funds /UTI	0	-	-	-	-	-	-
(b)	Financial Institutions /Banks	0	-	-	-	-	-	-
(c)	Central Government / State Government(s)	0	-	-	-	-	-	-
(d)	Venture Capital Funds	0	-	-	-	-	-	-
(e)	Insurance Companies	0	-	-	-	-	-	-
(f)	Foreign Institutional Investors	0	-	-	-	-	-	-
(g)	Foreign Venture Capital Investors	0	-	-	-	-	-	-
(h)	Qualified Foreign Investor	0	-	-	-	-	-	-
(i)	Others	0	-	-	-	-	-	-
	Sub-Total B(1) :	0	-	-	-	-	-	-

CATEGORY CODE	CATEGORY OF SHAREHOLDER	NO OF SHAREHOLDERS	TOTAL NUMBER OF SHARES	NO OF SHARES HELD IN DEMATERIALIZED FORM	TOTAL SHAREHOLDING AS A % OF TOTAL NO OF SHARES		SHARES PLEDGE OR OTHERWISE ENCUMBERED	
					AS a PERCENTAGE of (A+B)	As a PERCENTAGE of (A+B+C)	NUMBER OF SHARES	AS a PERCENTAGE (X)=(VIII)/(IV)*100
(I)	(II)	(III)	(IV)	(V)	(VI)	(VII)	(VIII)	(IX)
(2)	NON-INSTITUTIONS							
(a)	Bodies Corporate	2	6,850	6,600	0.01	0.01	NA	NA
(b)	Individuals							
	(i) Individuals holding nominal share capital upto Rs.1 lakh	69992	17,800,290	1,871,200	14.57	14.57	-	-
	(ii) Individuals holding nominal share capital in excess of Rs.1 lakh	17	374,500	117,000	0.31	0.31	-	-
(c)	Qualified Foreign Investor	0	-	-	-	-	-	-
(d)	Others							
	COMPANY SECRETARY	1	3,400	3,400	0.00	0.00	-	-
	DIRECTORS	6	58,000	25,000	0.05	0.05	-	-
	TRUSTS	3	12,307,800	1,927,800	10.08	10.08	-	-
	Sub-Total B(2) :	70021	30,550,840	3,951,000	25.01	25.01	-	-
	Total B=B(1)+B(2) :	70021	30,550,840	3,951,000	25.01	25.01	NA	NA
	Total (A+B) :	70027	122,130,150	95,530,310	100.00	100.00	-	-
(C)	Shares held by custodians, against which Depository Receipts have been issued				NA		NA	NA
(1)	Promoter and Promoter Group	0	-	-	-	-	-	-
(2)	Public	0	-	-	-	-	-	-
	GRAND TOTAL (A+B+C) :	70027	122,130,150	95,530,310	100.00	-	-	-



12/09/2018


(I)(b) Statement showing holding of securities (including shares, warrants, convertible securities) of persons belonging to the category "Promoter and Promoter Group"											
Sr. No.	Name of the Shareholder	Details of Shares held		Encumbered shares (*)			Details of Warrants		Details of convertible securities		Total Shares (including underlying shares assuming full conversion of warrants and convertible securities) as a % of diluted share capital
		No. of Shares held	As a % of grand total (A)+(B)+(C)	Pledge Shares	AS a percentage (VI)=(V)/(III) *100	AS a % of grand total (A) + (B) + (C) of sub-clause (I)(a)	Number of warrants held	As a % total number of warrants of the same class	Number of convertible securities held	As a % total number of convertible securities of the same class	
(i)	(ii)	(iii)	(iv)	(v)	(vi)=(v)/(iii) *100	(vii)	(viii)	(ix)	(x)	(xi)	(xii)
1	KHANDEPAR INVESTMENTS PRIVATE LIMITED	50,404,000	41.27	-	-	-	-	-	-	-	41.27
2	MURKUMBI INVESTMENTS PRIVATE LIMITED	32,083,110	26.27	-	-	-	-	-	-	-	26.27
3	NARENDRA MADHUSUDAN MURKUMBI	8,591,200	7.03	-	-	-	-	-	-	-	7.03
4	SHAILESH NANDKISHOR ROJEKAR	250,000	0.20	-	-	-	-	-	-	-	0.20
5	SUPRIYA SHAILESH ROJEKAR	250,000	0.20	-	-	-	-	-	-	-	0.20
6	VIDYA MURKUMBI	1,000	0.00	-	-	-	-	-	-	-	0.00
TOTAL :		91,579,310	74.99	-	-	-	-	-	-	-	74.99




 KANHORI ENERGY LIMITED

Statement showing holding of securities (including shares, warrants, convertible securities) of persons belonging to the category "Public" and holding more than 1% of the total number of shares						
Sr. No.	Name of the shareholder	Number of shares held	Shares as a percentage of total number of shares {i.e., Grant total (A)+(B)+(C) indicated in Statement at para (I)(a) above}	Details of warrants		Total shares (including underlying shares assuming full conversion of warrants and convertible securities) as a % of diluted share capital)
				Number of warrants held	As a % total number of warrants of the same class	
1	SHREE RENUKA ENERGY EMPLOYEES WELFARE TRUST	9,530,000	7.80	-	-	7.80
2	SHREE RENUKA SUGARS EMPLOYEES WELFARE TRUST	1,927,800	1.58	-	-	1.58
TOTAL :		11,457,800	9.38	-	-	9.38

Statement showing holding of securities (including shares, warrants, convertible securities) of persons (together with PAC) belonging to the category "Public" and holding more than 5% of the total number of shares of the Company.						
Sr. No.	Name of the shareholder	Number of shares held	Shares as a percentage of total number of shares {i.e., Grant total (A)+(B)+(C) indicated in Statement at para (I)(a) above}	Details of warrants		Total shares (including underlying shares assuming full conversion of warrants and convertible securities) as a % of diluted share capital)
				Number of warrants held	As a % total number of warrants of the same class	
1	SHREE RENUKA ENERGY EMPLOYEES WELFARE TRUST	9,530,000	7.80	-	-	7.80
TOTAL :		9,530,000	7.80	-	-	7.80





(III) (a)	Statement showing the voting pattern of shareholders, if more than one class of shares/securities is issued by the issuer.							
	CATEGORY CODE	CATEGORY OF SHAREHOLDER	Number of Voting Rights held in each class of securities			Total Voting Rights (III+IV+V)	Total Voting Rights i.e. (VI)	
			Class X	Class Y	Class Z		AS a PERCENTAGE of (A+B)	As a PERCENTAGE of (A+B+C)
		Class X: NIL Class Y: NIL Class Z: NIL						
(I)	(II)		(III)	(IV)	(V)	(VI)	(VII)	(VIII)
(A)		SHAREHODING OF PROMOTER AND PROMOTER GROUP						
(1)		INDIAN						
(a)		Individual /HUF	-	-	-	-	-	-
(b)		Central Government/State Government(s)	-	-	-	-	-	-
(c)		Bodies Corporate	-	-	-	-	-	-
(d)		Financial Institutions / Banks	-	-	-	-	-	-
(e)		Others	-	-	-	-	-	-
		Sub-Total A(1) :	-	-	-	-	-	-
(2)		FOREIGN						
(a)		Individuals (NRIs/Foreign Individuals)	-	-	-	-	-	-
(b)		Bodies Corporate	-	-	-	-	-	-
(c)		Institutions	-	-	-	-	-	-
(d)		Others	-	-	-	-	-	-
		Sub-Total A(2) :	-	-	-	-	-	-
		Total A=A(1)+A(2)	-	-	-	-	-	-
(B)		PUBLIC SHAREHOLDING						
(1)		INSTITUTIONS						
(a)		Mutual Funds /UTI	-	-	-	-	-	-
(b)		Financial Institutions /Banks	-	-	-	-	-	-
(c)		Central Government / State Government(s)	-	-	-	-	-	-
(d)		Venture Capital Funds	-	-	-	-	-	-
(e)		Insurance Companies	-	-	-	-	-	-
(f)		Foreign Institutional Investors	-	-	-	-	-	-
(g)		Foreign Venture Capital Investors	-	-	-	-	-	-
(h)		Others	-	-	-	-	-	-
		Sub-Total B(1) :	-	-	-	-	-	-

