

Regd. Off. : BC 105, Havelock Road, Camp,
Belgaum-590 001. Karnataka.
Tel. No. : +91-831-240 4000, Fax No. : +91-831-246 9891,
CIN : L40104KA1980PLC075720 | Website : www.ravindraenergy.com

RAVINDRA ENERGY LIMITED

(Formerly Ravindra Trading & Agencies Limited)

October 19, 2015

Dept. of Corporate Services,
Bombay Stock Exchange Limited,
P. J. Towers,
Dalal Street,
Mumbai 400 001

Scrip Code: 504341

Sub: Submission of Shareholding Pattern Pursuant to Clause 35 of the Listing Agreement for the quarter ended September 30, 2015:

Dear Sir,

With reference to the captioned subject, we are enclosing herewith Shareholding Pattern pursuant to Clause 35 of the Listing Agreement for the quarter ended September 30, 2015.

Kindly acknowledge receipt and take the document on records.


Thanking you.

Yours faithfully,

For Ravindra Energy Limited,



Ramnath Sadekar
Company Secretary



Encl: A/a

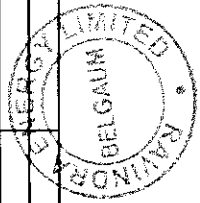
(1)(a) Statement showing Shareholding Pattern in Clause -- 35

NAME OF THE COMPANY	RAVINDRA ENERGY LIMITED	NAME OF THE SCRIP	RAVINDT
SCRIP CODE	504341		
CLASS OF SECURITY	EQUITY		
QUARTER ENDED	30-06-2015		
Partly paid-up shares	No. of partly paid-up shares	As a % of total no. of partly paid-up shares	As a % of total no. of shares of the Company
Held by promoter/promoter group	-	-	-
Held by Public	4,675,000	100.00	3.83
Total	4,675,000	100.00	3.83
Outstanding convertible securities	No. of outstanding securities	As a % of total no. of outstanding convertible securities.	As a % of total no. of shares of the Company assuming full conversion of the convertible securities
Held by promoter/promoter group	-	-	-
Held by Public	-	-	-
Total	-	-	-
Warrants	No. of warrants	As a % of total no. of warrants	As a % of total no. of shares of the Company, assuming full conversion of warrants
Held by promoter/promoter group	-	-	-
Held by Public	-	-	-
Total:	-	-	-
Total paid-up capital of the Company, assuming full conversion of warrants and convertible securities	Rs. 1,179,226,500/- (122130150 equity shares of Rs. 10 each of which 117455150 equity shares of Rs. 10/- fully paid and 4675000 equity shares on which Re. 1/- paid up per share)		



Ravindra

CATEGORY CODE	CATEGORY OF SHAREHOLDER	NO OF SHARE HOLDERS	TOTAL NUMBER OF SHARES	NO OF SHARES HELD IN DEMATE-RIALIZED FORM	TOTAL SHAREHOLDING AS A % OF TOTAL NO OF SHARES		SHARES PLEDGE OR OTHERWISE ENCUMBERED	
					AS a PERCENT AGE of (A+B)	As a PERCENT AGE of (A+B+C)	NUMBER OF SHARES	AS a PER- CENT-AGE (IX)=(VIII)/(IV)*100
(I)	(II)	(III)	(IV)	(V)	(VI)	(VII)	(VIII)	(IX)=(VIII)/(IV)*100
(A)	PROMOTER AND PROMOTER GROUP							
(1)	INDIAN							
(a)	Individual /HUF	4	6,892,200	6,892,200	5.64	5.64	-	-
(b)	Central Government/State Government(s)	0	-	-	-	-	-	-
(c)	Bodies Corporate	2	82,487,110	82,487,110	67.54	67.54	-	-
(d)	Financial Institutions / Banks	0	-	-	-	-	-	-
(e)	Others	0	-	-	-	-	-	-
	Sub-Total A(1) :	6	89,379,310	89,379,310	73.18	73.18	-	-
(2)	FOREIGN							
(a)	Individuals (NRIs/Foreign Individuals)	0	-	-	-	-	-	-
(b)	Bodies Corporate	0	-	-	-	-	-	-
(c)	Institutions	0	-	-	-	-	-	-
(d)	Qualified Foreign Investor	0	-	-	-	-	-	-
(e)	Others	0	-	-	-	-	-	-
	Sub-Total A(2) :	0	-	-	-	-	-	-
	Total A=A(1)+A(2)	6	89,379,310	89,379,310	73.18	73.18	-	-
(B)	PUBLIC SHAREHOLDING							
(1)	INSTITUTIONS							
(a)	Mutual Funds /UTI	0	-	-	-	-	-	-
(b)	Financial Institutions /Banks	0	-	-	-	-	-	-
(c)	Central Government / State Government(s)	0	-	-	-	-	-	-
(d)	Venture Capital Funds	0	-	-	-	-	-	-
(e)	Insurance Companies	0	-	-	-	-	-	-
(f)	Foreign Institutional Investors	0	-	-	-	-	-	-
(g)	Foreign Venture Capital Investors	0	-	-	-	-	-	-
(h)	Qualified Foreign Investor	0	-	-	-	-	-	-
(i)	Others	0	-	-	-	-	-	-
	Sub-Total B(1) :	0	-	-	-	-	-	-



Prasad

CATEGORY CODE	CATEGORY OF SHAREHOLDER	NO OF SHARE HOLDERS	TOTAL NUMBER OF SHARES	NO OF SHARES HELD IN DEMATE-RIALIZED FORM	TOTAL SHAREHOLDING AS A % OF TOTAL NO OF SHARES		SHARES PLEDGE OR OTHERWISE ENCUMBERED	
					AS a PERCENT AGE of (A+B)	As a PERCENT AGE of (A+B+C)	NUMBER OF SHARES	AS a PER-CENT-AGE
(I)	(II)	(III)	(IV)	(V)	(VI)	(VII)	(VIII)	(IX)=(VIII)/(IV)*100
(2)	NON-INSTITUTIONS							
(a)	Bodies Corporate	12	7,147	6,897	0.01	0.01		
(b)	Individuals							
	(i) Individuals holding nominal share capital upto Rs.1 lakh	69929	17,770,915	2,367,675	14.55	14.55		
	(ii) Individuals holding nominal share capital in excess of Rs.1 lakh	21	448,397	210,897	0.37	0.37		
(c)	Others							
	FOREIGN BODIES	2	7,055,000	2,200,000	5.78	5.78		
	DIRECTORS	2	4,000	4,000	0.00	0.00		
	COMPANY SECRETARY	1	3,400	3,400	0.00	0.00		
	CLEARING MEMBERS	2	2,581	2,581	0.00	0.00		
	TRUSTS	4	7,459,400	1,934,400	6.11	6.11		
(d)	Qualified Foreign Investor	0	-	-	-	-		
	Sub-Total B(2):	69973	32,750,840	6,729,850	26.82	26.82		
	Total B=B(1)+B(2):	69973	32,750,840	6,729,850	26.82	26.82		
	Total (A+B):	69979	122,130,150	96,109,160	100.00	100.00		
(C)	Shares held by custodians, against which Depository Receipts have been issued							
(1)	Promoter and Promoter Group							
(2)	Public	0	-	-	-	-		
	GRAND TOTAL (A+B+C):	69979	122,130,150	96,109,160	100.00	100.00		-



Prasad

(I)(b) Statement showing holding of securities (including shares, warrants, convertible securities) of persons belonging to the category "Promoter and Promoter Group"											
Sr.No	Name of the Shareholder	Details of Shares held		Encumbered shares (*)			Details of Warrants		Details of convertible securities		Total Shares (including underlying shares assuming full conversion of warrants and convertible securities) as a % of diluted share capital
		No. of Shares held	As a % of grand total (A)+(B)+(C)	Pledge Shares	AS a percentage	AS a % of grand total (A) + (B) + (C) of sub-clause (I)(a)	Number of warrants held	As a % total number of warrants of the same class	Number of convertible securities held	As a % total number of convertible securities of the same class	
(I)	(II)	(III)	(IV)	(V)	(VI) = (V) / (III) * 100	(VII)	(IX)	(X)	(XI)	(XII)	
1	K-HANDEPAR INVESTMENTS PRIVATE LIMITED	50,404,000	41.27	-	-	-	-	-	-	-	41.27
2	MURKUMBI INVESTMENTS PRIVATE LIMITED	32,083,110	26.27	-	-	-	-	-	-	-	26.27
3	NARENDRA MADHUSUDAN MURKUMBI	6,391,200	5.23	-	-	-	-	-	-	-	5.23
4	SHAILESH NANDKISHOR ROJEKAR	250,000	0.20	-	-	-	-	-	-	-	0.20
5	SUPRIYA SHAILESH ROJEKAR	250,000	0.20	-	-	-	-	-	-	-	0.20
6	VIDYA MURKUMBI	1,000	0.00	-	-	-	-	-	-	-	0.00
	TOTAL :	89,379,310	73.18	-	-	-	-	-	-	-	73.18



Khandepar

(1)(c)(i) Statement showing holding of securities (including shares, warrants, convertible securities) of persons belonging to the category "Public" and holding more than 1% of the total number of shares									
Sr.No.	Name of the shareholder	Number of shares held	Shares as a percentage of total number of shares (i.e., Grant total (A)+(B)+(C) indicated in Statement at para (1)(a) above}	Details of warrants		Details of convertible securities		Total shares (including underlying shares assuming full conversion of warrants and convertible securities) as a % of diluted share capital)	
				Number of warrants held	As a % total number of warrants of the same class	Number of convertible securities held	% w.r.t total number of convertible securities of the same class		
1	ROMARSOL LIMITED	7,055,000	5.78	-	-	-	-	5.78	
2	SHREE RENUKA ENERGY EMPLOYEES WELFARE TRUST	5,525,000	4.52	-	-	-	-	4.52	
3	SHREE RENUKA SUGARS EMPLOYEES WELFARE TRUST	1,927,800	1.58	-	-	-	-	1.58	
	TOTAL :	14,507,800	11.88	-	-	-	-	11.88	



Prasanna

(l)(c)(ii) Statement showing holding of securities (including shares, warrants, convertible securities) of persons (together with PAC) belonging to the category "Public" and holding more than 5% of the total number of shares of the company								
Sr.No.	Name(s) of the shareholder(s) and the Persons Acting in Concert (PAC) with them	Number of shares held	Shares as a percentage of total number of shares (i.e., Grant total (A)+(B)+(C) indicated in Statement at para (l)(a) above)	Details of warrants		Details of convertible securities		Total shares (including underlying shares assuming full conversion of warrants and convertible securities) as a % of diluted share capital)
				Number of warrants held	As a % total number of warrants of the same class	Number of convertible securities held	% w.r.t total number of convertible securities of the same class	
1	ROMARSOL LIMITED	7,055,000.00	5.78					5.78
	TOTAL :	7,055,000.00	5.78	-	-	-	-	5.78

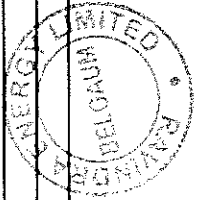


Head Office

STATEMENT SHOWING DETAILS OF LOCKED-IN SHARES"			
(I)(d)			
Sr.No.	Name of the shareholder	Number of locked-in shares	Locked-in shares as a (%) percentage of total number of shares {i.e, Grand Total (A)+(B)+(C) Indicated in Statement at para (I)(a) above}
			Promoter/Promoter Group/Public
TOTAL :		0	0

STATEMENT SHOWING DETAILS OF DEPOSITORY RECEIPTS (DRS)			
(II)(a)			
Sr.No.	Type of outstanding DR (ADRs,GDRs,SDRs,etc.)	Number of outstanding DRs	Shares underlying outstanding DRs as a percentage of total number of shares {i.e., Grand Total (A)+(B)+(C) indicated in Statement at Para(I)(a) above}
TOTAL :		0	0

Statement showing Holding of Depository Receipts (DRs), where underlying shares held by "Promoter/Promoter group" are in excess of 1% of the total number shares.			
(II)(b)			
Sr.No.	Name of the DR Holder	Type of outstanding DR (ADRs,GDRs,SDRs,etc.)	Number of shares underlying outstanding DRs
			Shares underlying outstanding DRs as a percentage of total number of shares {i.e., Grand Total (A)+(B)+(C) indicated in Statement at para(I)(a) above}
TOTAL :			0



Rajesh Kumar

(III) (a)	Statement showing the voting pattern of shareholders, if more than one class of shares/securities is issued by the issuer.							
	CATEGORY CODE	CATEGORY OF SHAREHOLDER	Number of Voting Rights held in each class of securities			Total Voting Rights (III+IV+V)	Total Voting Rights i.e. (VI)	
Class X			Class Y	Class Z	AS a PERCENTAGE of (A+B)		As a PERCENTAGE of (A+B+C)	
		Class X: NIL Class Y: NIL Class Z: NIL						
(I)	(II)		(III)	(IV)	(V)	(VI)	(VII)	(VIII)
(A)		SHAREHOLDING OF PROMOTER AND PROMOTER GROUP						
(1)		INDIAN						
(a)		Individual /HUF	-	-	-	-	-	-
(b)		Central Government/State Government(s)	-	-	-	-	-	-
(c)		Bodies Corporate	-	-	-	-	-	-
(d)		Financial Institutions / Banks	-	-	-	-	-	-
(e)		Others	-	-	-	-	-	-
		Sub-Total A(1) :	-	-	-	-	-	-
(2)		FOREIGN						
(a)		Individuals (NRIs)/Foreign Individuals)	-	-	-	-	-	-
(b)		Bodies Corporate	-	-	-	-	-	-
(c)		Institutions	-	-	-	-	-	-
(d)		Others	-	-	-	-	-	-
		Sub-Total A(2) :	-	-	-	-	-	-
		Total A=A(1)+A(2)	-	-	-	-	-	-



Prasad

(B)	PUBLIC SHAREHOLDING								
(1)	INSTITUTIONS								
(a)	Mutual Funds /UTI	-	-	-	-	-	-	-	-
(b)	Financial Institutions /Banks	-	-	-	-	-	-	-	-
(c)	Central Government / State Government(s)	-	-	-	-	-	-	-	-
(d)	Venture Capital Funds	-	-	-	-	-	-	-	-
(e)	Insurance Companies	-	-	-	-	-	-	-	-
(f)	Foreign Institutional Investors	-	-	-	-	-	-	-	-
(g)	Foreign Venture Capital Investors	-	-	-	-	-	-	-	-
(h)	Others	-	-	-	-	-	-	-	-
	Sub-Total B(1) :	-	-	-	-	-	-	-	-
(2)	NON-INSTITUTIONS								
(a)	Bodies Corporate	-	-	-	-	-	-	-	-
(b)	Individuals								
	(i) Individuals holding nominal share capital upto Rs.1 lakh	-	-	-	-	-	-	-	-
	(ii) Individuals holding nominal share capital in excess of Rs.1 lakh	-	-	-	-	-	-	-	-
(c)	Others	-	-	-	-	-	-	-	-
	Sub-Total B(2) :	-	-	-	-	-	-	-	-
	Total Public Shareholding B = B(1)+B(2) :	-	-	-	-	-	-	-	-
	Total (A+B) :	-	-	-	-	-	-	-	-
(C)	Shares held by custodians, against which Depository Receipts have been issued	-	-	-	-	-	-	-	-
	GRAND TOTAL (A+B+C) :	-	-	-	-	-	-	-	-



Pradeep