



INDEPENDENT AUDITOR'S REPORT

To
The Partners of
KURUGUNDA SOLAR POWER PROJECT LLP

Report on the Audit of the Financial Statements

Opinion

We have audited the Financial Statements of **KURUGUNDA SOLAR POWER PROJECT LLP**, which comprise the balance sheet as at March 31, 2022, and the statement of Profit and Loss, and statement of cash flows for the year then ended, and notes to the Financial Statements, including a summary of significant accounting policies and other explanatory information.

In our opinion and to the best of our information and according to the explanations given to us, the aforesaid Financial Statements give a true and fair view of the financial position of the entity as at March 31, 2022, and of its financial performance (and its cash flows) for the year then ended in accordance with the Accounting Standards issued by the Institute of Chartered Accountants of India.

Basis for Opinion

We conducted our audit in accordance with the Standards on Auditing (SAs) issued by Institute of Chartered Accountants of India. Our responsibilities under those Standards are further described in the *Auditor's Responsibilities for the Audit of the Financial Statements* section of our report. We are independent of the entity in accordance with the Ethical Requirements that are relevant to our audit of the Financial Statements, and we have fulfilled our other ethical responsibilities in accordance with these requirements. We believe that the audit evidence we have obtained is sufficient and appropriate to provide a basis for our opinion.

Management's Responsibility for the Financial Statements and Those Charged with the Governance for the Financial Statements

Management is responsible for the preparation and fair presentation of the Financial Statements in accordance with the aforesaid Accounting Standards, and for such internal controls as management determines is necessary to enable to preparation of the Financial Statements that are free from material misstatement, whether due to fraud and error.

In preparing the Financial Statements, management is responsible for assessing the entity's ability to continue as a going concern, disclosing, as applicable, matters related to going concern and using the going concern basis of accounting unless management either intends to liquidate the entity or to cease operations, or has no realistic alternative but to do so.

Those charged with governance are responsible for overseeing the entity's financial reporting process.





Y P K & ASSOCIATES LLP
CHARTERED ACCOUNTANTS

BELGAUM OFFICE:

H No. 1410, G.P. Chambers, Basawan Lane
Belgaum – 590 001.

Phone : (0831) – 2424619, Cell : +91 94496 66088

E-mail : yogesh@ypkindia.com

Website: www.yppkindia.com

Auditor's Responsibilities for the Audit of the Financial Statements

Our objectives are to obtain reasonable assurance about whether the Financial Statements as a whole are free from material misstatement, whether due to fraud or error, and to issue an auditor's report that includes our opinion. Reasonable assurance is a high level of assurance but is not a guarantee that an audit conducted in accordance with SAs will always detect a material misstatement when it exists. Misstatements can arise from fraud or error and are considered material if, individually or in the aggregate, they could reasonably be expected to influence the economic decisions of users taken on the basis of these Financial Statements. A further description of the auditor's responsibilities for the audit of the financial statements is included in **Annexure A**. This description forms part of our auditor's report.

Report on Other Requirements

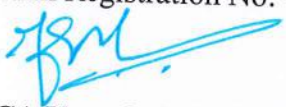
We further report that:

- We have obtained all the information and explanations which to the best of our knowledge and belief were necessary for the purpose of our audit;
- In our opinion proper books of account as required by law have been kept by the LLP, so far as appears from our examination of those books;
- The Balance Sheet dealt with by this Report is in agreement with the books of account;
- In our opinion, the Balance Sheet dealt with by this report comply with the accounting standards to the extent applicable;
- In our opinion and to the best of our information and according to the explanations given to us, the said accounts read together with the Significant Accounting Policies and notes thereon give the information required by the Limited Liability Partnership Act, 2008 in the manner so required and give a true and fair view in conformity with the accounting principles generally accepted in India:

For Y P K & Associates LLP

Chartered Accountants

Firm Registration No: 129532W


CA Yogesh A. Kulkarni

Partner

Membership No. 221049

Place: Belgaum

Date: 16th May, 2022



UDIN: 22221049AJBDAH1368

OFFICES: PANAJI – GOA, VASCO-DA-GAMA-GOA



Annexure A: Responsibilities for Audit of Financial Statements

As part of an audit in accordance with SAs, we exercise professional judgment and maintain professional skepticism throughout the audit. We also:

- Identify and assess the risks of material misstatement of the financial statements, whether due to fraud or error, design and perform audit procedures responsive to those risks, and obtain audit evidence that is sufficient and appropriate to provide a basis for our opinion. The risk of not detecting a material misstatement resulting from fraud is higher than for one resulting from error, as fraud may involve collusion, forgery, intentional omissions, misrepresentations, or the override of internal control.
- Obtain an understanding of internal control relevant to the audit in order to design audit procedures that are appropriate in the circumstances, but not for the purpose of expressing an opinion on the effectiveness of the LLP's internal control.
- Evaluate the appropriateness of accounting policies used and the reasonableness of accounting estimates and related disclosures made by designated partners.
- Conclude on the appropriateness of designated partners use of the going concern basis of accounting and, based on the audit evidence obtained, whether a material uncertainty exists related to events or conditions that may cast significant doubt on the LLP's ability to continue as a going concern. If we conclude that a material uncertainty exists, we are required to draw attention in our auditor's report to the related disclosures in the financial statements or, if such disclosures are inadequate, to modify our opinion. Our conclusions are based on the audit evidence obtained up to the date of our auditor's report. However, future events or conditions may cause the LLP to cease to continue as a going concern.

We communicate with those charged with governance regarding, among other matters, the planned scope and timing of the audit and significant audit findings, including any significant deficiencies in internal control that we identify during our audit.

For Y P K & Associates LLP

Chartered Accountants

Firm Registration No: 129532W

CA Yogesh A. Kulkarni

Partner

Membership No. 221049

Place: Belgaum

Date: 16th May, 2022



UDIN: 22221049AJBDAH1368

OFFICES: PANAJI – GOA, VASCO-DA-GAMA-GOA

KURUGUNDA SOLAR POWER PROJECT LLP
Balance Sheet as at 31st March 2022

	Notes	Amounts in INR 31/Mar/2022	Amounts in INR 31/Mar/2021
<u>ASSETS</u>			
(1) Non-Current Assets			
(a) Property Plant & Equipment	2	15,27,80,044	12,34,23,908
(b) Capital Work-in-Progress		-	-
<u>(c) Financial Assets</u>			
(i) Investments		-	-
(d) Deferred Tax Assets (net)		-	-
(e) Other Non-Current Assets		-	-
(2) Current assets			
(a) Inventories		-	-
<u>(b) Financials Assets</u>			
(i) Investments		-	-
(ii) Trade Receivables	3	77,29,455	32,30,632
(iii) Cash and Cash Equivalents	4	97,05,203	86,82,380
(iv) Bank Balances other than (iii) above		-	-
(c) Current Tax Assets (Net)	5	7,75,298	6,361
(d) Other Current Assets	6	2,35,62,259	4,56,53,875
TOTAL ASSETS		19,45,52,259	18,09,97,156
<u>CONTRIBUTION AND LIABILITIES</u>			
Partner's Fund			
<u>(a) Partners Contribution</u>			
(i) Fixed	7A	2,00,000	2,00,000
(ii) Current	7B	5,28,95,342	5,28,95,342
<u>(b) Reserves & Surplus</u>	8	60,71,250	(3,93,21,517)
Liabilities			
(1) Non-current Liabilities			
<u>(a) Financial Liabilities</u>			
(i) Borrowings	9	8,18,70,699	9,80,68,956
(b) Provisions			
(c) Deferred Tax Liabilities (Net)	10	27,58,930	1,48,31,976
(d) Other non-current liabilities			
(2) Current Liabilities			
<u>(a) Financial Liabilities</u>			
(i) Borrowings	11	1,04,56,400	72,77,000
(ii) Trade Payables	12	1,73,33,303	3,25,63,715
(b) Provisions		-	-
(c) Current Tax Liabilities		-	-
(d) Other Current Liabilities	13	2,29,66,335	1,44,81,684
TOTAL LIABILITIES		19,45,52,259	18,09,97,156

Accompanying Notes 1 to 17 form an integral part of this financial statements


As per our report of even date
For Y P K & Associates LLP
Chartered Accountants
Firm Registration No. : 129532W



Yogesh A. Kulkarni
Partner
Membership No. : 221049
UDIN: 22221049AJBDAH1368
Place:Belgaum
Dated : 16.05.2022



For and on behalf of the LLP



Sidram Kaluti
Designated Partner



R.G Patil
Designated Partner

KURUGUNDA SOLAR POWER PROJECT LLP
Statement of Profit & Loss Account for the period 01/04/2021 to 31/03/2022

Particulars	Notes	Amounts in INR 31/Mar/2022	Amounts in INR 31/Mar/2021
Revenue from Operations	14	2,92,67,280	1,94,69,604
Other Income	15	3,77,57,050	1,30,11,730
Total Revenue		6,70,24,330	3,24,81,334
Expenditure			
Cost of Materials Consumed		-	-
Purchases of Stock-in-Trade		-	-
Changes in Inventories of Stock-In-Trade		-	-
Employee Benefit Expenses		-	-
Financial Costs	16	96,97,856	1,01,82,695
Depreciation and Amortization Expense	2	60,24,824	52,29,874
Other Expenses	17	1,79,81,930	1,18,03,669
Total Expenses		3,37,04,610	2,72,16,237
Profit/(Loss) before exceptional items and tax		3,33,19,721	52,65,097
Exceptional Items		-	-
Profit/(Loss) Before Tax		3,33,19,721	52,65,097
(a) Current Tax		-	-
(b) Deferred Tax		(1,20,73,047)	60,14,769
Profit/(Loss) for the year		4,53,92,767	(7,49,673)

Accompanying Notes 1 to 17 form an integral part of this financial statements

As per our report of even date
For Y P K & Associates LLP
Chartered Accountants
Firm Registration No. : 129532W




Yogesh A. Kulkarni
Partner
Membership No. : 221049
UDIN: 22221049AJBDAH1368
Place:Belgaum
Dated : 16.05.2022



For and on behalf of the LLP



Sidram Kaluti
Designated Partner


R.G Patil
Designated Partner

KURUGUNDA SOLAR POWER PROJECT LLP
Cash Flow statement for the period 01/04/2021 to 31/03/2022

Particulars	Amounts in INR 31/Mar/2022	Amounts in INR 31/Mar/2021
<u>CASH FLOW FROM OPERATING ACTIVITIES:</u>		
Profit Before Taxation	3,33,19,721	52,65,097
Adjustments To Reconcile Profit Before Tax To Net Cash Provided By		
Operating Activities:	-	-
Depreciation	60,24,824	52,29,874
Interest Income	-	-
Financial Expenses	96,97,856	1,01,82,695
Loss on Disposal of FA	-	-
Operating Profit Before Working Capital Changes	4,90,42,401	2,06,77,665
Changes In Operating Assets And Liabilities:		
Trade Receivables	(44,98,823)	(19,67,465)
Other Receivables	-	-
Other Current Assets	2,20,91,616	2,35,62,009
Current Tax	(7,68,937)	-
Inventories	-	-
Trade And Other Payables	(67,45,761)	(4,89,78,274)
Cash Generated From Operations	1,00,78,095	(2,73,83,730)
Income-Tax Paid		
Net Cash Flow From Operating Activities	5,91,20,495	(67,06,064)
<u>CASH FLOW FROM INVESTING ACTIVITIES:</u>		
Purchase Of Fixed Assets	(3,53,80,959)	(1,56,46,854)
Proceeds From Sale Of Fixed Assets	-	-
Purchase Of Investments	-	-
Adjustment in Value of Investment	-	-
Preliminary / Pre-Operative Expenses	-	-
Net Cash Flow From Investing Activities	(3,53,80,959)	(1,56,46,854)
<u>CASH FLOW FROM FINANCING ACTIVITIES:</u>		
Increase In Capital	-	1,63,00,000
Share Capital	-	-
Dividend Paid	-	-
Proceeds From Long-Term Borrowings (Net)	(1,30,18,857)	2,17,85,149
Proceeds From Short-Term Borrowings (Net)	-	-
Repayment Of Short-Term Borrowings (Net)	-	-
Interest Paid	(96,88,303)	(99,94,706)
Finance cost paid	(9,553)	(1,87,990)
Net Cash Flow From Financing Activities	(2,27,16,713)	2,79,02,453
Net Increase In Cash And Cash Equivalents	10,22,823	55,49,535
Opening Cash And Cash Equivalents	86,82,380	31,32,845
Closing Cash And Cash Equivalents	97,05,203	86,82,380

Accompanying Notes 1 to 17 form an integral part of this financial statements

As per our report of even date
For **Y P K & Associates LLP**
Chartered Accountants
Firm Registration No. : 129532W



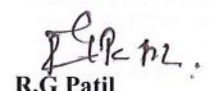
Yogesh A. Kulkarni
Partner
Membership No. : 221049
UDIN: 22221049AJBDAH1368
Place:Belgaum
Dated : 16.05.2022



For and on behalf of the LLP



Sidram Kaluti
Designated Partner


R.G Patil
Designated Partner

NOTE- 2 - PROPERTY PLANT & EQUIPMENT

Particulars	GROSS CARRYING VALUE			ACCUMULATED DEPRECIATION				NET CARRYING VALUE	
	Gross Block as on 01.04.2021	Additions	Disposal	Gross Block as on 31.03.2022	As at 31st March, 2021	Additions	Disposal	As at on 31.03.2022	As at 31st March, 2021
Tangible Assets									
Plant and Machinery	13,11,68,616	3,53,75,260	-	16,65,43,876	77,97,515	60,14,214	-	15,27,32,147	12,33,71,101
Fire Safety Equipment	54,450	5,699	-	60,149	1,643	10,610	-	47,897	52,807
Total	13,12,23,066	3,53,80,959	-	16,66,04,025	77,99,158	60,24,824	-	15,27,80,044	12,34,23,908



KURUGUNDA SOLAR POWER PROJECT LLP
Notes to Accounts forming part of the Financial Statements
for the period 01/04/2021 to 31/03/2022

	Amounts in INR 31/Mar/2022	Amounts in INR 31/Mar/2021
Note 3: Trade Receivable		
Unsecured Considered Good	77,29,455	32,30,632
Unsecured Considered Doubtful	-	3,03,61,409
(A) Impairment Allowance (Allowance for bad and doubtful debts)	77,29,455	3,35,92,041
Unsecured Considered Good	-	-
Unsecured Considered Doubtful	-	3,03,61,409
(B)	-	3,03,61,409
Net Trade Receivables (A-B)	<u>77,29,455</u>	<u>32,30,632</u>
(i) Undisputed Trade Receivables - Considered good		
- less than 6 months	77,29,455	32,30,632
- 6 months to 1 year		
- 1-2 years		
- 2-3 years		
- More than 3 years		
Total	<u>77,29,455</u>	<u>32,30,632</u>
(ii) Undisputed Trade Receivables - Considered doubtful	-	
(iii) Disputed Trade Receivables - Considered good	-	
(iv) Disputed Trade Receivables - Considered doubtful		
- less than 6 months	-	53,33,042
- 6 months to 1 year	-	40,30,910
- 1-2 years	-	68,03,562
- 2-3 years	-	1,00,01,828
- More than 3 years	-	41,92,067
Total	<u>-</u>	<u>3,03,61,409</u>
Note 4: Cash And Cash Equivalents		
Cash Balances	1,69,983	39,763
Balances With Scheduled Banks		
In Current Accounts		
SBI_BGM Branch_37369640472_CA A/c	4,040	30,539
SBI_Dobaspet_ESCROW A/c_37157242223	81,89,784	30,58,081
State Bank of India-36225494339	7,272	25,20,945
Deposits with bank		
SBI_Dobaspet DSRA A/c_37198646261	13,34,124	30,33,052
	<u>97,05,203</u>	<u>86,82,380</u>
Note 5: Other Current Assets		
Duites & Taxes	7,75,298	6,361
	<u>7,75,298</u>	<u>6,361</u>
Note 6: Other Current Assets		
Advances to suppliers	-	59,48,663
Pre-Paid Insurance	86,483	1,75,237
Other Advances	2,34,75,776	3,95,29,975
	<u>2,35,62,259</u>	<u>4,56,53,875</u>



	Amounts in INR 31/Mar/2022	Amounts in INR 31/Mar/2021
Note 7: Partners Contribution		
Fixed		
Ravinda G Patil	2,000	2,000
Ravindra Energy Limited - Capital	1,58,000	1,58,000
Malvika Murkumbi	40,000	40,000
	<u>2,00,000</u>	<u>2,00,000</u>
Current		
Ravindra Energy Limited	5,28,95,342	5,28,95,342
	<u>5,28,95,342</u>	<u>5,28,95,342</u>
Total Contribution	<u>5,30,95,342</u>	<u>5,30,95,342</u>

Note 8: Reserves & Surplus		
Surplus/(Deficit) In The Statement Of Profit & Loss		
Balance As Per Last Financial Statement	(3,93,21,517)	(3,85,71,845)
Profit For The Period	4,53,92,767	(7,49,673)
Closing Balance	<u>60,71,250</u>	<u>(3,93,21,517)</u>

Note 9: Borrowings		
Bank OD A/c		
SBI_Dobaspet_Loan A/c_37198008679	6,72,34,684	6,89,03,028
Less: Current maturities of long term borrowings transferred (Refer Note 11)	3,00,000	7,50,000
	<u>6,69,34,684</u>	<u>6,81,53,028</u>
SBI_Bgm_Loan A/c_39450261937		
Less: Current maturities of long term borrowings transferred (Refer Note 11)	1,17,72,526	1,64,02,501
	<u>54,32,400</u>	<u>45,27,000</u>
	63,40,126	1,18,75,501
SBI_GECL_Ext_Hoskote_Loan A/c_24894		
Less: Current maturities of long term borrowings transferred (Refer Note 11)	81,73,657	-
	<u>27,24,000</u>	<u>-</u>
	54,49,657	-
Shree Renuka Development Foundation		
	31,46,232	1,80,40,427
	<u>8,18,70,699</u>	<u>9,80,68,956</u>

Note 10 - Deferred Tax (Assets) /Liabilities (Net)		
Deferred Tax Assets		
Provision for Doubtful Debts	2,94,41,579	94,72,760
	<u>A 2,94,41,579</u>	<u>94,72,760</u>
Deferred Tax Liability		
Depreciation	3,22,00,509	2,43,04,736
	<u>B 3,22,00,509</u>	<u>2,43,04,736</u>
(B-A)	<u>27,58,930</u>	<u>1,48,31,976</u>

Note- 11 - Borrowings		
Current maturities of Long term Borrowings		
- SBI_Dobaspet_Loan A/c_37198008679	3,00,000	7,50,000
- SBI_Bgm_Loan A/c_39450261937	54,32,400	45,27,000
- SBI_GECL_Ext_Hoskote_Loan A/c_24894	27,24,000	
Shree Gajanan Co-Op Souhard Society Sankeshwar	20,00,000	20,00,000
	<u>1,04,56,400</u>	<u>72,77,000</u>



Amounts in INR
31/Mar/2022

Amounts in INR
31/Mar/2021

Note 12: Trade Payables

(i) MSME		
(ii) Others		
- Less than 1 year	1,73,33,303	3,25,30,906
- 1-2 years		
- 2-3 years		
- More than 3 years		32,809
(iii) Disputed Dues : MSME	-	
(iv) Disputed Dues: Others	-	
	<u>1,73,33,303</u>	<u>3,25,63,715</u>

Note 13: Other Current Liabilities

Audit Fees Payable	15,340	15,340
Duties & Taxes	4,97,195	31,887
Other Payable	2,24,53,800	1,44,34,457
	<u>2,29,66,335</u>	<u>1,44,81,684</u>

Note 14: Revenue from Operations

Electricity Sale (Income)	2,92,67,280	1,94,69,604
	<u>2,92,67,280</u>	<u>1,94,69,604</u>

Note 15: Other Income

Insurance Claim Received	-	1,30,06,730
Reversal of Provision for Doubtful debts	3,03,61,409	
Late Payment Surcharge	73,79,498	-
Excess Provision of PY Reversed	-	5,000
Sundry Balances Write Back	16,143	
	<u>3,77,57,050</u>	<u>1,30,11,730</u>

Note 16: Financial Costs

Bank Charges	9,553	1,87,990
Interest on Loan A/c	96,88,303	99,94,706
	<u>96,97,856</u>	<u>1,01,82,695</u>

Note 17: Other Expenses

Direct Expenses

Meter Reading Charges	-	1,000
KVARH Charges (HESCOM)	-	77
LC Rebate Charges (HESCOM)	-	80
Revenue Share Expenses	1,43,87,113	
	<u>1,43,87,113</u>	<u>1,157</u>

A



	Amounts in INR 31/Mar/2022	Amounts in INR 31/Mar/2021
<u>Indirect Expenses</u>		
Audit Fees	15,340	15,340
Consultancy Fees	-	56,050
Fabrication & Fixing Expenses	1,20,000	-
Fan Fixing Charges	-	2,124
Freight Charges	-	61,575
Hire Charges	-	-
Inspection Charges	14,100	28,200
Insurance	3,81,034	5,43,140
Interest on Late of Payment of TDS/TCS	90	909
Loading & Unloading Charges	51,000	28,500
Loss on Disposal of Fixed Asset	-	-
O & M Expenses	26,50,882	15,93,000
Other Expenses	-	-
Postage & Courier Charge	-	172
Printing and Stationary	340	670
Profession Tax	5,000	5,000
Professional Fees A/c	1,89,540	19,300
Provision for Doubtful Debts (Expenses)	-	93,63,952
Rates Fees & Taxes	1,40,290	52,359
Repairs & Maintenance	27,000	23,119
ROC Filing Fees	200	8,200
Rounding Off	1	1
Site Expense	-	900
Travelling Expenses	-	-
B	35,94,817	1,18,02,512
Total Other Expenses (A+B)	1,79,81,930	1,18,03,669

Note: Prior period figures have been regrouped/reclassified wherever necessary for comparative purposes.



KURUGUNDA SOLAR POWER PROJECT LLP
FY 2021-22

Note 1 :

SIGNIFICANT ACCOUNTING POLICIES AND OTHER NOTES

A Corporate Information

Kurugunda Solar Power Project LLP is a Limited Liability partnership, registered under the Limited Liability Partnership Act, 2008. The LLP is incorporated on February 04, 2016 and is engaged in the business of generation of power through renewable sources.

B SIGNIFICANT ACCOUNTING POLICIES

1 Basis of preparation of financial statements

The accompanying Financial Statements have been prepared in accordance with Indian Accounting Standards (Ind AS) notified under the Companies (Indian Accounting Standards) Rules, 2015. For all periods up to and including the year ended 31st March 2022, the financial statements are prepared in accordance with the Accounting Standards notified under section 133 of the Companies Act 2013, read together with paragraph 7 of the Companies (Accounts) Rules, 2014 (Indian GAAP).

2 Use of estimates

The preparation of financial statements, in conformity with the generally accepted accounting principles, requires estimates and assumptions to be made that affect the reported amounts of assets and liabilities on the date of financial statements. Estimates and underlying assumptions are reviewed on an ongoing basis. Revision to accounting estimates is recognised in the year in which the estimates are revised and in any future year affected.

3 Fixed Assets

"Fixed assets are stated at cost, less accumulated depreciation and impairment losses if any. Cost comprises the purchase price and any cost attributable of bringing the asset to its working condition for its intended use. Borrowing costs relating to acquisition of fixed assets which takes substantial period of time to get ready for its intended use are also included to the extent they relate to the period till such assets are ready to be put to use. In determining the amount of borrowing costs eligible for capitalization, any income earned on the temporary investment of those borrowings is deducted from the borrowing costs incurred.

Subsequent expenditures related to an item of tangible asset are added to its book value only if they increase the future benefits from the existing asset beyond its previously assessed standard of performance.

4 Depreciation

Depreciation shall be provided using Straight Line Method as per the useful life of the asset determined in accordance with KERC Guidelines. Machinery spares which can be used only in connection with an item of plant and machinery and their use is expected to be irregular, are capitalised and fully depreciated over the residual useful life of the related plant and machinery



5 **Borrowing costs**

Borrowing costs directly attributable to the acquisition, construction or production of an asset that necessarily takes a substantial period of time to get ready for its intended use or sale are capitalized as part of the cost of the respective asset. All other borrowing costs are expensed in the period they occur. Borrowing cost includes interest, amortization of ancillary costs incurred in connection with the arrangement of borrowings and exchange differences arising from foreign currency borrowings to the extent they are regarded as an adjustment to the interest cost.

6 **Cash & cash equivalents**

Cash and cash equivalents for the cash flow statement comprise cash at bank and in hand and short-term investments with an original maturity of three months or less, which are subject to an insignificant risk of changes in value.

7 **Revenue recognition**

Sale of energy is accounted for based on tariff rates approved by the Karnataka Electricity Regulatory Commission (KERC) as modified by the orders of Appellate Tribunal for Electricity. The surcharge on late payment / refund and interest on Liquidated Damages, Delay Damages, wherever applicable, has been recognised in this financial year since there is no significant uncertainty as to its measurability or its collectability.

As per Revenue Recognition standards, when there is uncertainty relating to collectability subsequent to the time of sale or rendering of services, it is more appropriate to make a separate provision to reflect the uncertainty rather than to adjust the amount of revenue originally recorded. On such similar lines, a provision for doubtful debts was created when there arose a dispute regarding the tariff rates as per the PPA.

Now, after receiving an Order from the Appellate Tribunal of Electricity, for restoration of the Tariff Rate as per PPA, the provision for doubtful debts previously created, has been written back which has caused the financials to reflect a profitable position.

The Other Income so booked in this financial year actually relates to all the previous years under dispute where a corresponding provision was created.

8 **Foreign Currency Translation**

Initial Recognition:

Foreign currency transactions are recorded in the reporting currency, by applying to the foreign currency amount the exchange rate between the reporting currency and the foreign currency at the date of the transaction.

Conversion:

Foreign currency monetary items are retranslated using the exchange rate prevailing at the reporting date. Non-monetary items, which are measured in terms of historical cost denominated in a foreign currency, are reported using the exchange rate at the date of the transaction. Non-monetary items, which are measured at fair value or other similar valuation denominated in a foreign currency, are translated using the exchange rate at the date when such value was determined.

Exchange differences:

Exchange differences arising on the settlement of monetary items not covered above, or on reporting such monetary items of LLP at rates different from those at which they were initially recorded during the year, or reported in previous financial statements, are recognized as income or as expenses in the year in which they arise.



9 Provisions & contingent liabilities

A provision is recognized when an enterprise has a present obligation as a result of past event; it is probable that an outflow of resources embodying economic benefits will be required to settle the obligation, in respect of which a reliable estimate can be made of the amount of the obligation. Provisions are not discounted to its present value and are determined based on current best estimate and reviewed at each reporting date.

A contingent liability is a possible obligation that arises from past events whose existence will be confirmed by the occurrence or non-occurrence of one or more uncertain future events beyond the control of the LLP or a present obligation that is not recognized because it is not probable that an outflow of resources will be required to settle the obligation. The LLP does not recognize a contingent liability but discloses its existence in the financial statements.

10 Related party disclosures:

Names of related parties and related party relationship

Key Management Personnel:

1. Ravindra Energy Limited
2. Iravva Rudragouda Patil
3. Malvika Murkumbi
4. R. G. Patil



11 Transactions with related parties :

Ravindra Energy Limited – Partner	Amount in INR	Amount in INR
	2021-22	2020-21
Nature of Transaction	Advance towards Engineering Procurement & Construction Contract	
Volume of transactions during the year	2,78,11,345	2,50,18,966
Purchases during the year	3,51,82,633	47,99,340
Outstanding as at the end of the year	(14,39,291)	59,31,997
Nature of Transaction	Expense/Advance against O & M services	
Volume of transactions during the year	14,62,500	16,36,831
Services received during the year	15,93,000	16,36,831
Outstanding as at the end of the year	(1,30,500)	-
Malvika Murkumbi - Partner	Expense-reimbursable (Advance)	
Volume of transactions during the year	-	-
Outstanding as at the end of the year	(1,04,000)	(1,04,000)
Shree Renuka Development Foundation	Loans / Deposits	
Volume of transactions during the year	1,56,57,401	(1,79,42,668)
Interest Paid	(7,63,206)	(97,759)
Outstanding as at the end of the year	(31,46,232)	(1,80,40,427)
Transactions with Inter LLP	Advance received / paid	
Yarganvi Solar Power Project LLP	9,75,292	1,15,24,707
Volume of transactions during the year	-	(9,75,292)
Outstanding as at the end of the year	-	-
Bannura Solar Power Project LLP	(1,07,95,691)	(41,69,986)
Volume of transactions during the year	(2,15,49,800)	(1,07,54,109)
Outstanding as at the end of the year	-	-
Hunsankodilli Solar Power Project LLP	(1,21,76,086)	(30,00,000)
Volume of transactions during the year	-	1,21,76,086
Outstanding as at the end of the year	-	-
Marakka Solar Power Project LLP	-	26,73,696
Volume of transactions during the year	-	-
Outstanding as at the end of the year	-	-
Hukkeri Solar Power Project LLP	-	(35,00,000)
Volume of transactions during the year	-	-
Outstanding as at the end of the year	-	-



Chikkahalli Solar Power Project LLP	Amount in INR	Amount in INR
	2021-22	2020-21
Volume of transactions during the year	1,80,46,304	(57,60,541)
Outstanding as at the end of the year	1,80,46,304	-
Chennamanagathihalli Solar Power Project LLP		
Volume of transactions during the year	18,01,056	(1,57,32,540)
Outstanding as at the end of the year	-	(18,01,056)
Hirehalli Solar Power Project LLP		
Volume of transactions during the year	(1,12,74,554)	(7,00,974)
Outstanding as at the end of the year	54,29,472	1,67,04,026
Basargi Solar Power Project LLP		
Volume of transactions during the year	5,43,110	9,24,218
Outstanding as at the end of the year	-	(5,43,110)
Chikkanandi Solar Power Project LLP		
Volume of transactions during the year	37,04,716	55,82,602
Outstanding as at the end of the year	-	(37,04,716)
Kulagoda Solar Power Project LLP		
Volume of transactions during the year	15,05,655	-
Outstanding as at the end of the year	-	(15,05,655)
Madamageri Solar Power Project LLP		
Volume of transactions during the year	26,10,294	34,828
Outstanding as at the end of the year	-	(26,10,294)
Shivapur Solar Power Project LLP		
Volume of transactions during the year	1,09,17,144	1,02,68,630
Outstanding as at the end of the year	(1,32,49,987)	(2,41,67,131)
Tavalgeri Solar Power Project LLP		
Volume of transactions during the year	(12,000)	66,21,758
Outstanding as at the end of the year	-	12,000



		Amount in INR
	2021-22	2020-21
12	Expenditure in foreign currency (accrual basis) :	
	Direct Import of Goods & Services	-

13 Taxes on Income

"Tax expense comprises current and deferred tax. Current income tax is measured at the amount expected to be paid to the tax authorities in accordance with the Income Tax Act, 1961 enacted in India. The tax rates and tax Laws used to compute the amounts are those that are enacted, at the reporting date.

Deferred Taxes reflect the impact of timing differences between taxable income and accounting income originating during the current year and reversal of timing differences for the earlier years. Deferred tax is measured using the tax rates and the tax laws enacted at the reporting date.

Deferred tax liabilities are recognized for all taxable timing differences. Deferred tax assets including the unrecognized deferred tax assets, if any, at each reporting date, are recognized for deductible timing differences only to the extent that there is reasonable certainty that sufficient future taxable income will be available against which deferred tax assets can be realized.

The carrying amount of deferred tax assets are reviewed at each reporting date and are adjusted for its appropriateness.

Deferred tax assets and deferred tax liabilities are offset, if a legally enforceable right exists to set off current tax assets against current tax liabilities and deferred tax assets and deferred taxes relate to the same taxable entity and the same taxation authority. "

14 Restoration of Original Tariff Rate

Provision created for Doubtful debts in the previous years has been reversed due to restoration of original tariff rate of Rs. 8.40/Unit by The Appellate Tribunal. Also, provision has been made for the Revenue Share of Rs. 1.25/Unit payable to Landowner (Farmer) as per Assignment Deed due to restoration of original Tariff Rate for total unit generated from the date of inception of project till 31st March 2022.

15 Remuneration, Interest and Distribution of profits/losses.

During the current financial year, the partners have decided not to provide for interest and remuneration in the manner required in the LLP agreement.

So also profit earned by the LLP during the current financial year has been carried forward to the subsequent year without distributing the same in the manner required in the LLP agreement.

As per our report of even date

For Y P K & Associates
Chartered Accountants
Firm Registration No. : 129532W



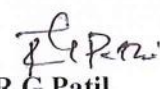
Yogesh A. Kulkarni
Partner
Membership No. : 221049
UDIN: 22221049AJBDAH1368
Place: Belgaum
Dated: 16.05.2022



For and on behalf of the LLP



Sidram Kaluti
Designated Partner



R G Patil
Designated Partner